



Malo Collection

Colours represented are to be used as a guide only.
Please refer to manufacturers swatch for a more accurate colour match.

Please note that colour shadings can vary slightly from each roll of fabric.
We cannot guarantee a precise match to these samples or between cut lengths and upholstered goods.

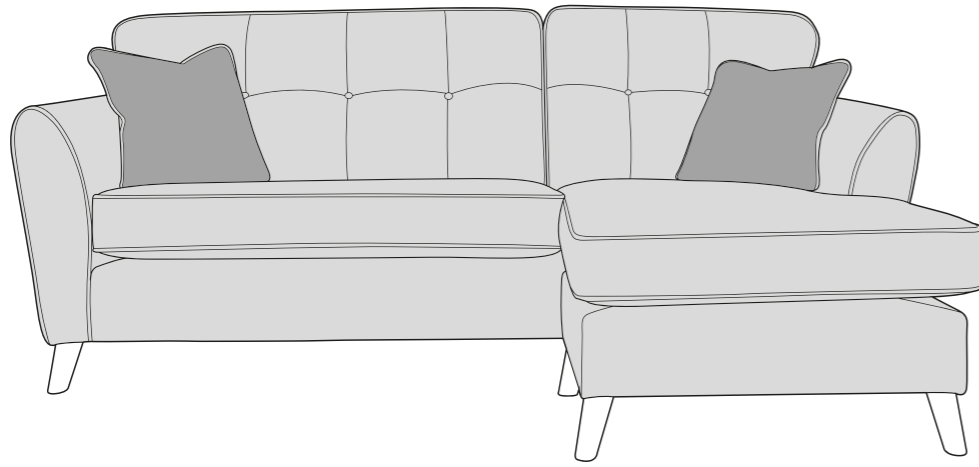
23/01/2020

MALO COVER GUIDE - STANDARD BACK ONLY

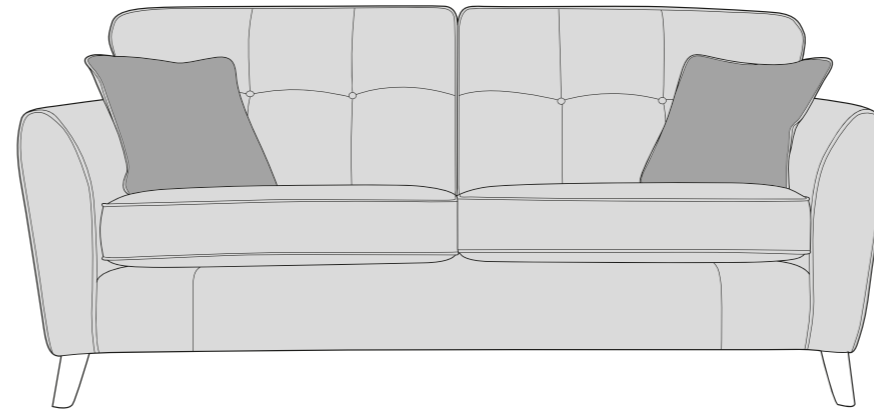
Please use this guide when ordering the following pieces to clarify cover options.

STANDARD BACK

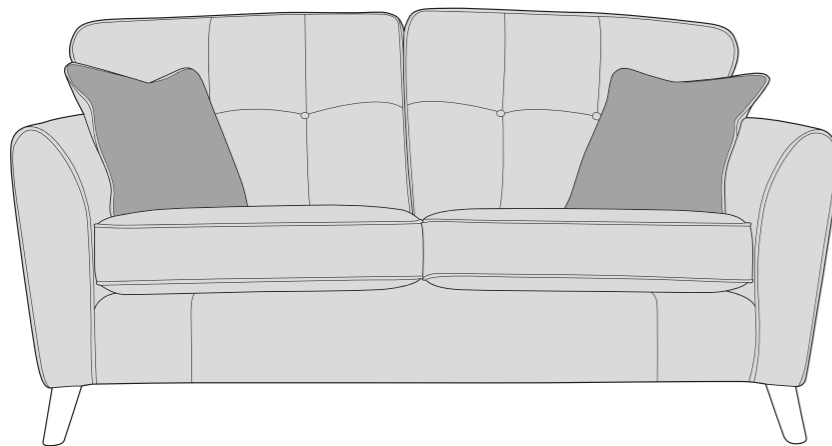
3RV + RFV Chaise Sofa (3V + VP)




3 Seater sofa (3ST)



2 Seater Sofa (2ST)



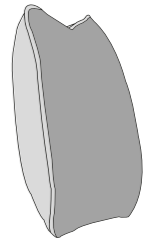
Arm Chair (1ST)



-  **COVER 1**
(BODY)
-  **COVER 2**
(SCATTER)

Standard Back
Scatter Cushions

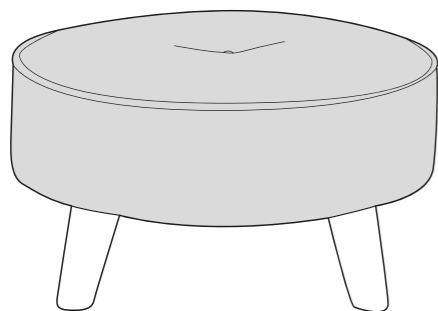
Scatter Cushion



Front = Cover 2
Piping = Cover 1
Back = Cover 1

ACCENT PIECES

Malo Footstool (FST)



MALO DIMENSIONS (CM)

AVAILABLE PIECES	HEIGHT 1	OUTBACK HEIGHT	WIDTH 2	DEPTH 3	ARM HEIGHT	SEAT HEIGHT 4	SEAT DEPTH (STD) 5	SEAT WIDTH 6	ACCESS DIAGONAL 7	WEIGHT (KG)	SCATTER CUSHION NO.
CHAISE SOFA (3RV + RFV)	91	73	212	146	68	52	107	176	250	71	2
3RV SOFA	91	73	212	94	68	52	107	176	250	62.5	2
STOOL BASE (RFV)	29	N/A	77	54	N/A	N/A	N/A	N/A	92	8.5	N/A
3 SEATER SOFA (3ST)	91	73	194	94	68	52	54	159	213	47.5	2
2 SEATER SOFA (2ST)	91	73	174	94	68	52	54	139	196	44	2
ARM CHAIR (1ST)	91	73	92	94	68	52	54	55	128	29	1
ACCENT PIECES											
MALO FOOTSTOOL (FST)	29	N/A	52	52	N/A	N/A	N/A	N/A	52	7	N/A



* Hardwood & composite board frame.

* Dowelled, screwed, glued & stapled joinery.

* Light Walnut foot.

* High density foam seats for support and comfort.

* Reversible fibre filled backs for added comfort.

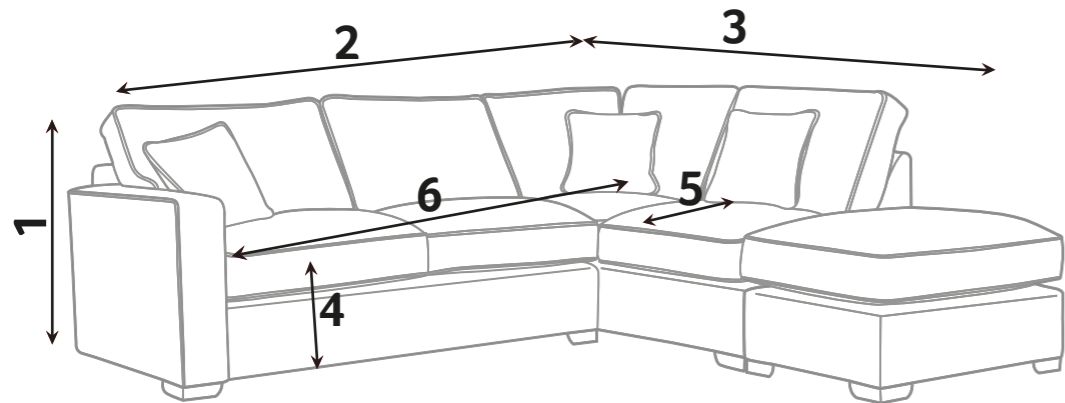
* Fibre filled scatters included.

* Chaise Sofa fully reversible. No need to specify left or right.

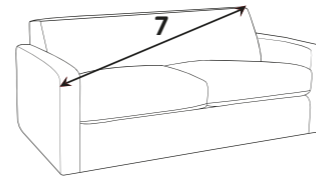
* Serpentine seat springs & silent wire.

* Elasticated back webbing.

DIMENSION GUIDE



Check the diagonal access dimension to ensure furniture will fit in your home.



1 - HEIGHT
2 - WIDTH

3 - DEPTH
4 - SEAT HEIGHT

5 - SEAT DEPTH (STD & PILLOW)
6 - SEAT WIDTH

7 - DIAGONAL ACCESS

Illustrations used for reference only.

HIGH DENSITY FOAM SEATS

Our high density foam seat interiors offer a comfortable and supportive sit whilst maintaining their shape.

CARE GUIDE

To improve the longevity of your hand-made furniture, we recommend rotating cushions (where applicable).

For further information on maintaining your furniture, please refer to the Care Guide located under the seat platform.

Light Walnut



FOOT OPTIONS:

Wood is a natural product and will vary in shade/colour from item to item. Feet require fitting.

Please note : All dimensions are approximate. Allow tolerance of +/- 2.5cm.

Weight limits per seat: tested according with BS EN 12520:2010 & BS EN 1022:2005 for general domestic use which are based on persons weighing up to a maximum of 110kg.

