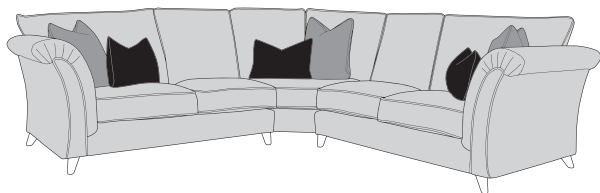





BELLUCI COLLECTION

LH2, COR, RH2 corner group in Festival Cream, Velino Shimmer and Amaro Shimmer and Murray footstool in Amaro Shimmer


Cover Guide:




Corner Group: LH2, COR, RH2
H: 92 W: 289 D: 289




Corner Group: LH2, COR, RH1
H: 92 W: 289 D: 223




Corner Group: LH1, COR, RH2
H: 92 W: 289 D: 223



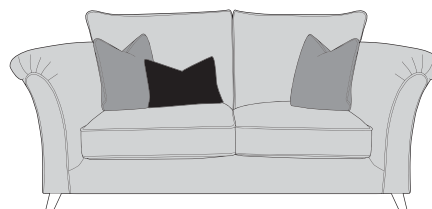
Armless Unit: ALU
H: 92 W: 70 D: 104




4 Seater Modular Sofa: 4MD
H: 92 W: 252 D: 104




3 Seater Sofa: 3ST
H: 92 W: 219 D: 104



2 Seater Sofa: 2ST
H: 92 W: 200 D: 104

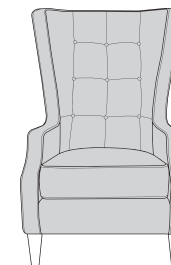


Love Chair: LOV
H: 92 W: 158 D: 104

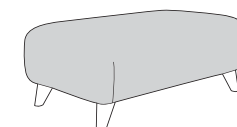


Armchair: 1ST
H: 92 W: 128 D: 104

Suggested Accent Pieces



Throne Chair: ACH
H: 122 W: 73 D: 88



Murray Footstool: FST
H: 40 W: 103 D: 63

Scatter:



FRONT, BACK & PIPING: COVER 2

Bolster:



FRONT & BACK: COVER 3

Height x Width x Depth (cm)
All dimensions are approximate. Allow tolerance of +/- 2.5cm.

Features & Benefits

Frame: Hardwood & composite board frame - dowelled, screwed, glued & stapled

Seat Suspension: Serpentine seat springs & silent wire

Back Suspension: Elasticated webbing

Seat Cushions: DuoFlex seating - reversible

Back Cushions: Blown fibre - reversible

Scatter Cushions: Feather scatter cushions and bolsters included

Foot Options: Walnut or Mid Oak

Other Features: Piping on seats, backs and scatter cushions

Care: Cushions must be plumped regularly to retain their performance and appearance

Further Dimensions (cm)

Seat Height: 49

Seat Depth: 52

Outback Height: 79

Arm Height: 81

Arm Width: 32

Foot Height: 9

LH2/RH2: H: 92 x **W:** 167 x **D:** 104

LH1/RH1: H: 92 x **W:** 101 x **D:** 104

COR: H: 92 x **W:** 122 x **D:** 122

Foot Colours



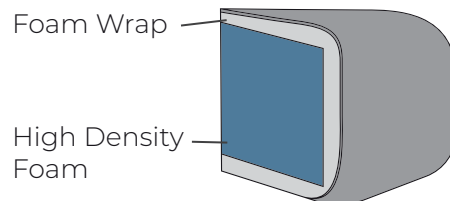
Walnut



Mid Oak

Details

DuoFlex



A high density foam seat with a foam wrap. DuoFlex seat cushions are fully reversible.



The DuoFlex seat interior has been granted the FIRA GOLD Award, a mark of quality under-pinning all necessary testing of the product materials, design and production techniques.



Weight limits per seat: tested according with BS EN 12520:2010 & BS EN 1022:2005 for general domestic use which are based on persons weighing up to a maximum of 110kg. Wood is a natural product and will vary in shade/colour from item to item. Feet may require fitting.

Version 1 - 02/03/2026

